

Scotiabank Global Growth Fund

February 2019

Investment Objective

The investment objective of the Fund is to invest primarily in the equity securities of companies located around the world to achieve capital appreciation over the long term.

Reason for Investing

- The Fund invests primarily in companies in developed markets with exposure to the higher growth potential of developing markets
- The Fund holds large, well-managed companies with sustainable competitive advantages at value prices for the long-term
- Provides access to one of the U.S.' leading independently owned investment managers, Davis Advisors

Portfolio Manager

Davis Advisors is an independent money management firm that manages US\$27 billion (as of December 31, 2016) in assets on behalf of individual and institutional clients worldwide. For more than 40 years Davis Advisors has adhered to the same time-tested investment discipline of buying durable businesses at value prices and holding them for the long term.

Fund Facts:

Net Asset Value[^] US\$3.0706
 Fund Assets US\$40.0 million
 Benchmark MSCI All Country World Index
 Management Fee 2.00%
 Inception Date August 31, 1994

Class A
 Fund Code SBF 103
 Bloomberg Code SCBGLGR:KY

Class NU
 Fund Code SBF 103NU
 Bloomberg Code SCBGLNU:KY

Class IU
 Fund Code SBF 103IU
 Bloomberg Code SCGBGIU:KY

Sales Charges

A front-end load may apply

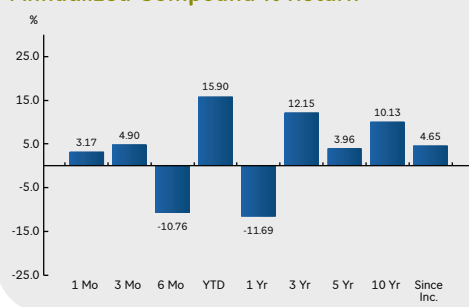
Asset Class

Growth

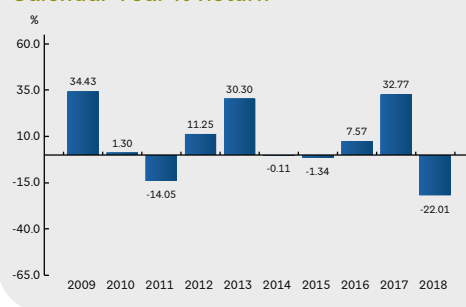
Risk Profile



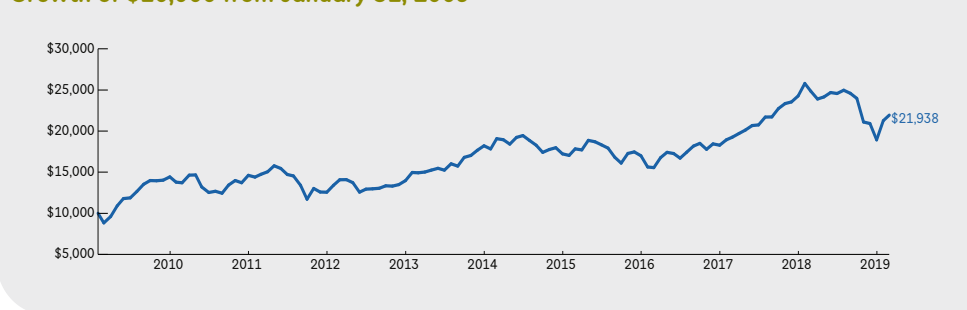
Annualized Compound % Return[^]



Calendar Year % Return[^]



Growth of \$10,000 from January 31, 2009[^]



Top 10 Holdings	% of Fund
ALPHABET INC CL C	8.3
WELLS FARGO + CO	6.1
AMAZON.COM INC	6.0
NEW ORIENTAL EDUCATIO SP ADR	5.4
FERGUSON PLC	5.2
NASPERS LTD N SHS	4.9
ALIBABA GROUP HOLDING SP ADR	4.9
CAPITAL ONE FINANCIAL CORP	4.6
FACEBOOK INC CLASS A	4.6
BERKSHIRE HATHAWAY INC CL B	3.8
Total of Top 10 Holdings	53.8
Total Number of Holdings	52

Sector Allocation	% of Fund
Consumer Discretionary	45.2
Financials	29.9
Industrials	12.5
Information Technology	5.9
Energy	4.3
Materials	2.0
Health Care	0.2
Consumer Staples	0.0
Real Estate	0.0
Utilities	0.0
Total	100.0

Country Allocation	% of Fund
United States	48.8
China	22.2
Switzerland	8.2
South Africa	5.1
Singapore	3.2
Denmark	2.4
Brazil	2.3
Norway	2.3
Canada	1.8
France	1.8
Bermuda	1.6
Netherlands	0.2
United Kingdom	0.1
Japan	0.1
Total	100.0

Important information concerning the investment goals, risks, charges and expenses of investing in mutual funds is contained in the relevant prospectus. Investors should carefully consider these before investing. Copies of the prospectus are available from the financial institution where you are buying the mutual fund and should be read before investing. Commissions, management fees and expenses all may be associated with mutual fund investments. Mutual Funds are not guaranteed or covered by your local Deposit Insurance Corporation, other government deposit insurer, The Bank of Nova Scotia, or its subsidiaries/affiliates, their values change frequently, and you may not get back the original amount you invested. This is for informational purposes only and is subject to change without notice. Always consult your professional tax and legal advisors with respect to your particular circumstances. Nothing herein is intended to constitute an offer or solicitation to transact business for products or services in any jurisdiction where such an offer or solicitation would be unlawful. This does not constitute an invitation to purchase or sell shares of the Funds. Past performance should not be treated as an indicator of future performance. The performance data provided assumes reinvestment of distributions and does not take into account sales charges or management fees, redemptions, distributions or taxes which would have reduced returns. The calculation of total cumulative returns assumes the reinvestment of all interest income at the share price immediately after the distribution of interest income. Performance is subject to variations and is likely to change over time. ^All returns are net of management fees and fund expenses, expressed as a percentage and are based on Class A assets. Returns for periods less than one year are not annualized. The performance data provided is not intended to reflect future value of any mutual fund or returns on investment in any mutual fund. Net Asset Value, Fund Assets and Annualized % return data is as at February 28, 2019. Portfolio holdings data is as at January 31, 2019. Inception date provided is the date of first deposit to the Fund. The Fund was incorporated on November 8, 1999. Net Asset Value information of the Scotiabank Mutual Funds can be found on Bloomberg, in the equities section, and on the Cayman Islands Stock Exchange (CSX), website www.csx.ky under "Scotiabank". A receipt in respect of the securities offered in the prospectus has been issued by the Securities and Exchange Commission of Trinidad and Tobago. Scotiabank Mutual Funds is the brand name under which The Scotiabank Group of Companies, including Scotiabank & Trust (Cayman) LTD. and Scotia Investments Jamaica Limited, markets and distributes mutual funds. 1832 Asset Management L.P. is a limited partnership, the general partner of which is wholly owned by Scotiabank and is the Investment Fund Manager for ScotiaFunds and Dynamic Funds. Davis Advisors is not a Bank of Nova Scotia subsidiary, nor an affiliate. It is an independent investment management firm that provides portfolio management services. ®Registered trademark of The Bank of Nova Scotia, used under license.