

Scotiabank US Dollar Bond Fund

February 2019

Investment Objective

The investment objective of the Fund is to invest primarily in U.S. dollar denominated government and corporate fixed income securities to achieve modest capital appreciation over the medium to long term.

Reason for Investing

- A core bond fund that is diversified across fixed income sectors and maturities
- Seeks to enhance returns through active portfolio management strategies within a disciplined risk-controlled framework
- Invests primarily in investment grade Canadian and U.S. fixed income securities denominated in U.S. dollars

Portfolio Manager

1832 Asset Management L.P. in Canada manages over US\$73.4 billion (as of December 31, 2016) in assets. 1832 Asset Management L.P. is a limited partnership, the general partner of which is wholly owned by Scotiabank.

Fund Facts:

Net Asset Value [^]	US\$2.6445
Fund Assets	US\$44.8 million
Benchmark	Merrill Lynch U.S. Corporate & Government Bond Index
Management Fee	1.20%
Inception Date	January 1, 1993

	Class A	Class NU
Fund Code	SBF 102	SBF 102NU
Bloomberg Code	SCBNASV:KY	SCBNANU:KY
	Class IU	
Fund Code	SBF 102IU	
Bloomberg Code	SCBNAIU:KY	

Sales Charges

A front-end load may apply

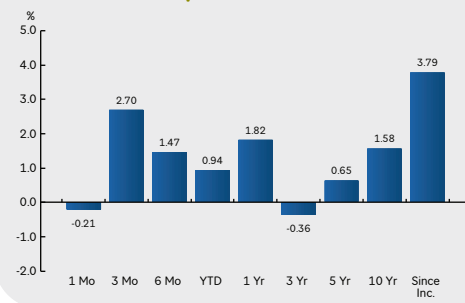
Asset Class

Income

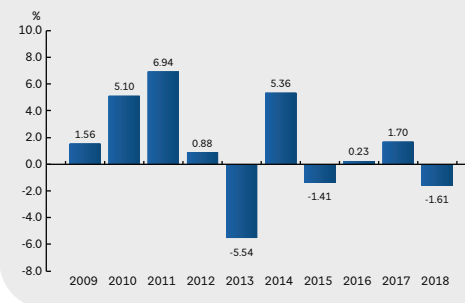
Risk Profile



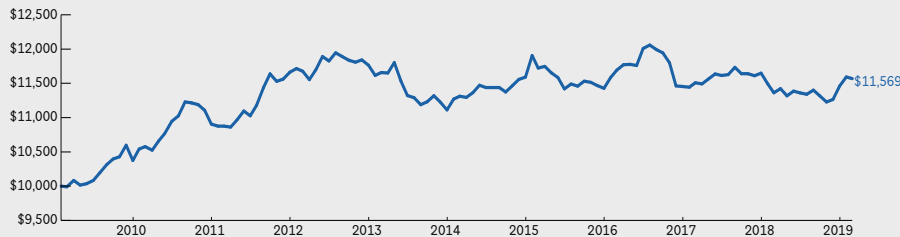
Annualized Compound % Return[^]



Calendar Year % Return[^]



Growth of \$10,000 from January 31, 2009[^]



Top 10 Holdings	Maturity Date	% of Fund	Asset Allocation	% of Fund	Term of Maturity	% of Fund
US TREASURY N/B	11/30/2021	23.7	US Government & Agency	57.7	0 - 3 years	40.8
US TREASURY N/B	12/31/2020	14.4	US Corporate	31.6	3 - 5 years	8.2
US TREASURY N/B	2/15/2048	8.9	Canadian Corporate	5.9	5 - 10 years	32.9
US TREASURY N/B	5/15/2046	6.4	Cash and Equivalents	2.6	10+ years	18.1
THERMO FISHER SCIENTIFIC	9/19/2026	4.2	Other Foreign Corporate	2.2	Total	100.0
REYNOLDS AMERICAN INC	6/12/2025	3.4	Canadian Government & Agency	0.0		
US TREASURY N/B	1/31/2023	2.9	Other Foreign Government & Agency	0.0		
CROWN CASTLE TOWERS LLC	5/15/2045	2.8	Other	0.0		
BANK OF AMERICA CORP	1/23/2026	2.8	Total	100.0		
SUNCOR ENERGY INC	12/1/2024	2.7				
Total of Top 10 Holdings		72.2				
Total Number of Holdings		28	Average Credit Quality	AA		
			Duration	6.37		

Important information concerning the investment goals, risks, charges and expenses of investing in mutual funds is contained in the relevant prospectus. Investors should carefully consider these before investing. Copies of the prospectus are available from the financial institution where you are buying the mutual fund and should be read before investing. Commissions, management fees and expenses all may be associated with mutual fund investments. Mutual Funds are not guaranteed or covered by your local Deposit Insurance Corporation, other government deposit insurer, The Bank of Nova Scotia, or its subsidiaries/affiliates, their values change frequently, and you may not get back the original amount you invested. This is for informational purposes only and is subject to change without notice. Always consult your professional tax and legal advisors with respect to your particular circumstances. Nothing herein is intended to constitute an offer or solicitation to transact business for products or services in any jurisdiction where such an offer or solicitation would be unlawful. This does not constitute an invitation to purchase or sell shares of the Funds. Past performance should not be treated as an indicator of future performance. The performance data provided assumes reinvestment of distributions and does not take into account sales charges or management fees, redemptions, distributions or taxes which would have reduced returns. The calculation of total cumulative returns assumes the reinvestment of all interest income at the share price immediately after the distribution of interest income. Performance is subject to variations and is likely to change over time. ^All returns are net of management fees and fund expenses, expressed as a percentage and are based on Class A assets. Returns for periods less than one year are not annualized. The performance data provided is not intended to reflect future value of any mutual fund or returns on investment in any mutual fund. Net Asset Value, Fund Assets and Annualized % return data is as at February 28, 2019. Portfolio holdings data is as at January 31, 2019. Inception date provided is the date of first deposit to the Fund. The Fund was incorporated on November 26, 2001. Net Asset Value information of the Scotiabank Mutual Funds can be found on Bloomberg, in the equities section, and on the Cayman Islands Stock Exchange (CSX), website www.csx.ky under "Scotiabank". A receipt in respect of the securities offered in the prospectus has been issued by the Securities and Exchange Commission of Trinidad and Tobago. Scotiabank Mutual Funds is the brand name under which The Scotiabank Group of Companies, including Scotiabank & Trust (Cayman) LTD. and Scotia Investments Jamaica Limited, markets and distributes mutual funds. 1832 Asset Management L.P. is a limited partnership, the general partner of which is wholly owned by Scotiabank and is the Investment Fund Manager for ScotiaFunds and Dynamic Funds. Davis Advisors is not a Bank of Nova Scotia subsidiary, nor an affiliate. It is an independent investment management firm that provides portfolio management services. ®Registered trademark of The Bank of Nova Scotia, used under license.